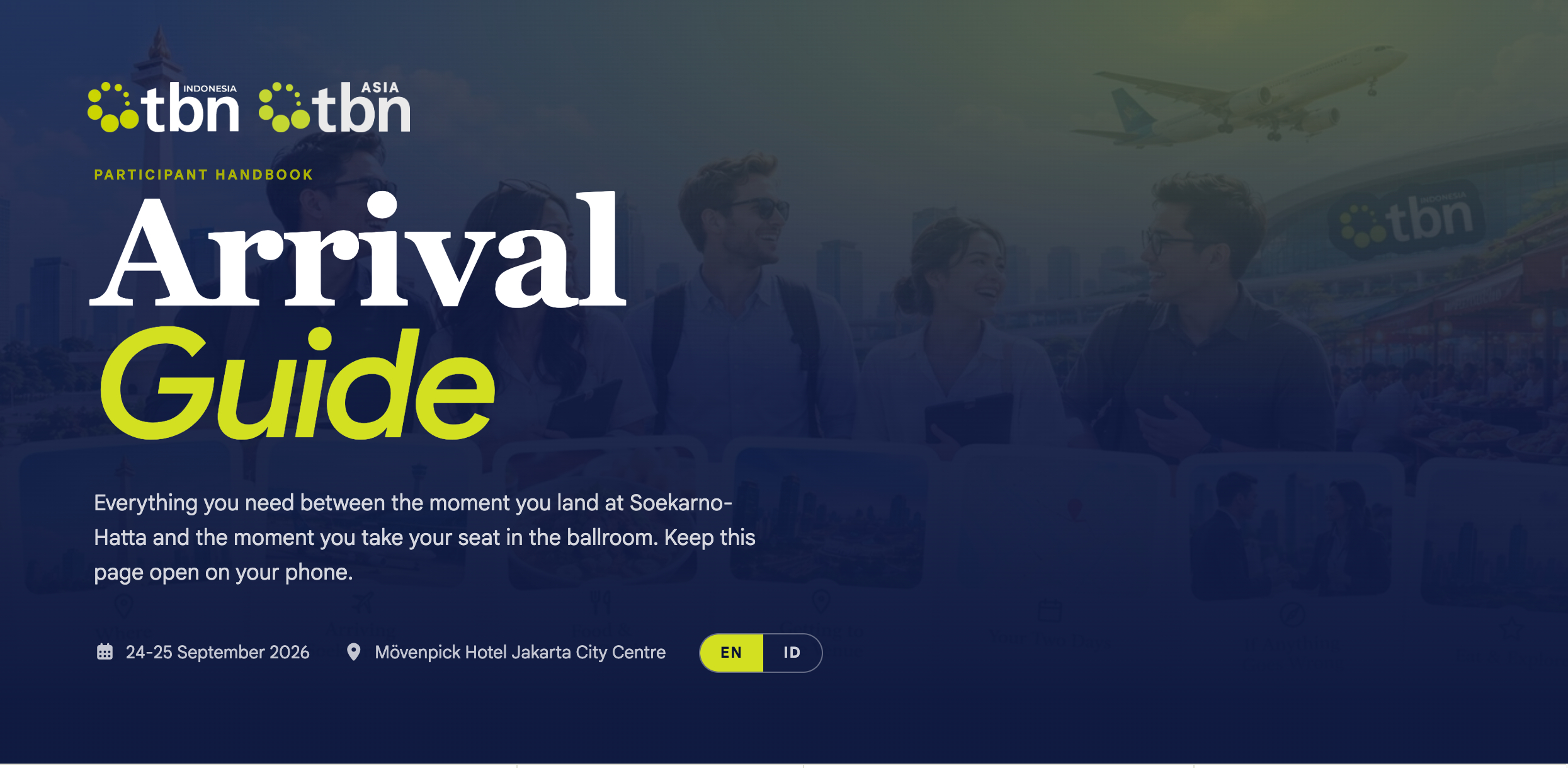

PARTICIPANT HANDBOOK

Arrival Guide

Everything you need between the moment you land at Soekarno-Hatta and the moment you take your seat in the ballroom. Keep this page open on your phone.

24-25 September 2026 · Mövenpick Hotel Jakarta City Centre · **EN** | ID

24-25 September 2026	CONFERENCE DATES
Jakarta	CITY
±30 km	VENUE FROM THE AIRPORT
45–90 min	TYPICAL TRANSFER TIME

01

LANDING

Arrival at Soekarno-Hatta

Most international flights land at Terminal 3. From the aircraft door to the taxi rank is usually forty minutes to an hour, longer if several wide-body flights arrive together. Do these four things in order and nothing else will slow you down.

Immigration and customs

Immigration moves much faster if you register online through the All Indonesia portal, either before departure or right after you land. Many nationalities can buy a visa on arrival there too, and paying for it online skips one more queue. The customs declaration is a separate online form that produces a QR code, so fill that in while you wait at the belt.

allindonesia.imigrasi.go.id

A local SIM or eSIM

Counters sit in the arrival hall. An eSIM bought before you fly is faster and usually cheaper. You will want data for maps, messaging and the taxi app.

Cash

Cards work almost everywhere, but street food, small warungs and tips need rupiah. Airport rates are poor, so change only what you need for the first day.

Install My Blue Bird

Do it before you land, while you still have your home connection. It orders the same metered cars you find at the airport counter, from anywhere in the city.

bluebirdgroup.com/mybluebird


CUSTONS DECLARATION
LOCAL SIM / eSIM
Telkomsel
LOCAL SIM / eSIM
CURRENCY EXCHANGE
ATM
CURRENCY EXCHANGE
DIGITAL CONCIERGE & BOOKING LOUNGE
INSTALL MY BLUE BIRD APP - YOUR METERED YAXI AWAITS
bluebirdgroup.com/myblusbird

02

THE JOURNEY

Getting to the venue

The venue sits in Central Jakarta, roughly thirty kilometres from the airport. Traffic, not distance, decides your journey. Leave earlier than feels necessary between 7 and 10 in the morning and again from 4 to 8 in the evening.



Blue Bird

OUR RECOMMENDATION

60–90
MIN

±30
KM

We recommend Blue Bird for every transfer, in both directions. Their counter sits inside the arrival hall at Terminal 3, the cars run on a meter, and the drivers know the venue.

- Use the official Blue Bird counter inside the terminal and let the staff walk you to the car. Ignore anyone offering a ride in the hall.
- Check that the meter is running before you leave the airport. A Blue Bird driver will always start it without being asked.
- The My Blue Bird app orders the same cars anywhere in the city, which is the easiest way to arrange your ride back to the airport.

> *If you only remember one thing: take a Blue Bird from the official counter inside the terminal, never from someone who approaches you in the hall.*

03

THE VENUE

VENUE	Mövenpick Hotel Jakarta City Centre
ADDRESS	Pecenongan St No.7, Kebon Kelapa, Gambir, Central Jakarta 10120
REGISTRATION DESK	Ground floor lobby, from 07.30 on both days
BRING	Your QR code, on screen or printed

Where everything happens

DRESS CODE Smart casual. The ballroom runs cold, bring a layer.

Book a room here

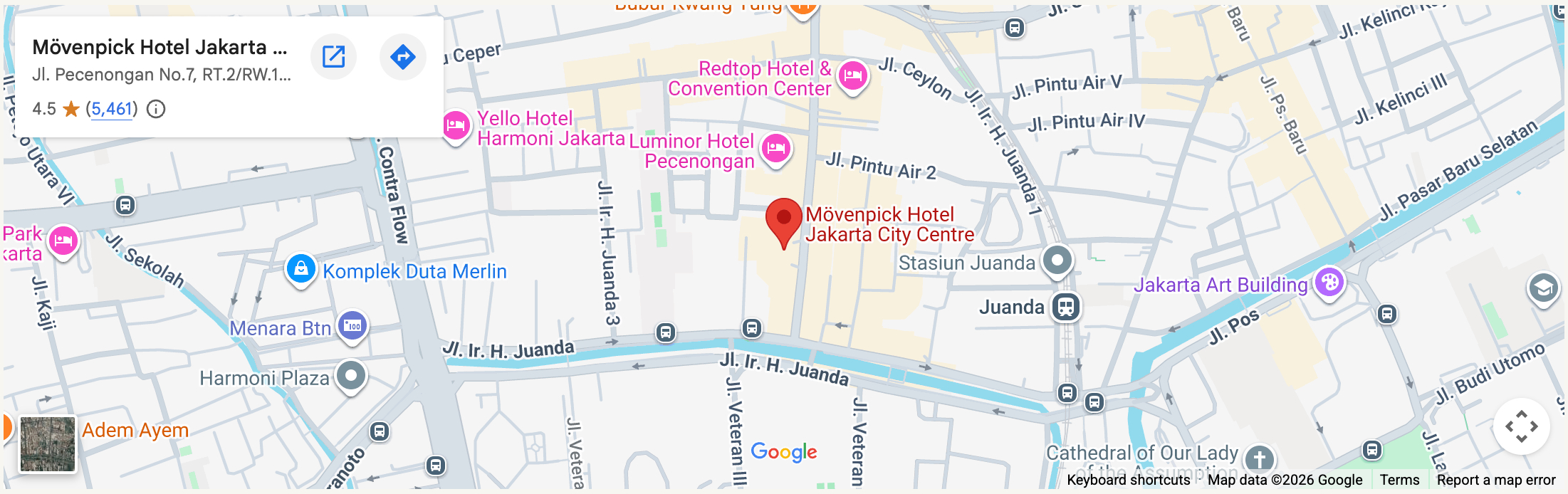
Mövenpick Hotel Jakarta ...
Jl. Pecenongan No.7, RT.2/RW.1...
4.5 ★ (5,461)
Redtop Hotel & Convention Center
Yello Hotel Harmoni Jakarta
Luminor Hotel Pecenongan
Mövenpick Hotel Jakarta City Centre
Stasiun Juanda
Juanda
Jakarta Art Building
Komplek Duta Merlin
Menara Btn
Harmoni Plaza
Adem Ayem
Jl. Ir. H. Juanda
Jl. Pintu Air V
Jl. Pintu Air IV
Jl. Pintu Air 2
Jl. Ceylon
Jl. Sekolah
Jl. Pos
Jl. Pasar Baru Selatan
Jl. Kelinci III
Jl. Budi Utomo
Jl. Veteran III
Cathedral of Our Lady of the Assumption
Google
Keyboard shortcuts
Map data ©2026 Google
Terms
Report a map error

04

THE PROGRAMME

Your two days

Plan your sessions before you arrive. The three pages below are updated as the programme is finalised.

Programme

The full two-day schedule, session by session.

OPEN →

Speakers

Who is on stage, and what they will be talking about.

OPEN →

Impact Trips

Field visits to businesses doing the work. Places are limited.

OPEN →

05

HELP

If anything goes wrong

Someone is on duty for the whole conference. Message first, call if it is urgent.

Conference helpdesk
+6282313188030

Fastest route to a human, before and during the event.

Registration and tickets
info@tbnindonesia.org

For anything about your booking or invoice.

Emergency
112

Police, ambulance and fire, from any phone.

06

AROUND YOU

Eat and explore

You have landed on one of Jakarta's best-known food streets. Pecenongan comes alive after dark, and most of it is a short walk from the lobby.

PLACE	KIND	WALK
Pecenongan night food street	Street food	2-4 min
Istana Negara	Presidential Palace	6-8 min
Monas	National Monument	10-12 min
Pasar Baru	Historic Market & Shopping District	5–7 min

Staying somewhere else?

We have negotiated rates at several hotels within a few hundred metres of the venue, with walking and driving directions for each.

See all accommodation

07

PRACTICALITIES

Good to know

Weather

Hot and humid all year, around 30°C, with sudden heavy rain. Light clothes outdoors, a layer indoors.

Power

230V, plug types C and F, the round two-pin European style. Bring an adapter if you are coming from the UK, US or Japan.

Money and tipping

Rupiah. Cards are widely accepted. Tipping is not expected; restaurants usually add service to the bill.

Prayer rooms

A musholla is available in the hotel. Ask at the registration desk and we will point you to it.

Water

Do not drink from the tap. Bottled water is everywhere and cheap, and refill stations are provided at the venue.

A few words

Terima kasih is thank you. Permisi is excuse me. Berapa? is how much? English is widely understood in Central Jakarta.

See you in Jakarta